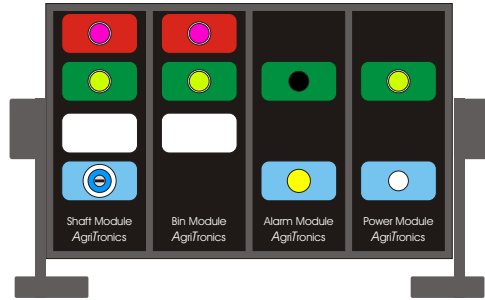
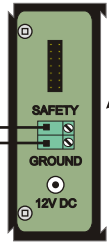


Agritronics Modular Monitor System (AMMS) Installation Drawing

Standard Electrical Area
Associated Apparatus [Exia]
(Office Area, Electrical Room,
Clean Plant area)



Power Module



Rear View
of Modules

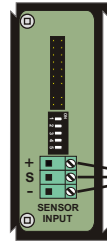
Connect BOTH
Safety Ground
terminals on the
POWER Module
to the building
electrical ground.

18 awg < 150 Feet
16 awg < 250 Feet
14 awg < 400 Feet
12 awg < 625 Feet

Remote Alarm for use
in Standard Area
Part # SPM147RAL



Bin Module



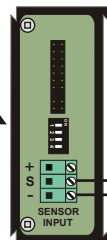
Bin Module




Bin Module



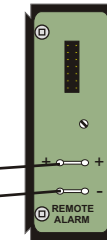
Shaft Module



Shaft Module



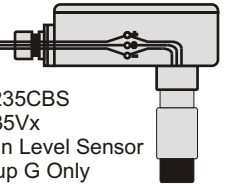
Alarm Module



Class I Div 2 Group C, D or
Class II Div 2 Group G
(Combustible dust - Main Plant Area, within 1
meter of Div 1 areas such as open bins, hoppers,
machines, spout and leg inlets and outlets.)

Class I Div 1 Group C, D or
Class II Div 1 Group G
(Combustible Dust - Inside Bins,
Hoppers, Machines, Legs, Boots, Spouts,
and Inside Dust collection system.)

Part # SPM235CBS
Model 110235Vx
Capacitive Bin Level Sensor
Class II Group G Only



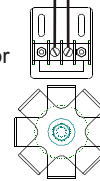
Seal around wire jacket when
changing Division classifications.

Terminal Strips can be used for
connecting 2 or 3 conductor sensor wires
to multi-conductor Jacketed Cable

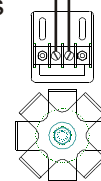
Recommend 22gu multi-pair
Type FT4 Jacketed Cable for
long runs between groups of
sensors and the main panel.

Recommend two conductor 18 gu SJTW Black Jacket
wire for Outdoor use or in areas with high vibration.

Part # SPM092SSS
Reed Switch Type Sensor



Only use
sensors
approved for
Intrinsically
Safe operation
in hazardous
locations.



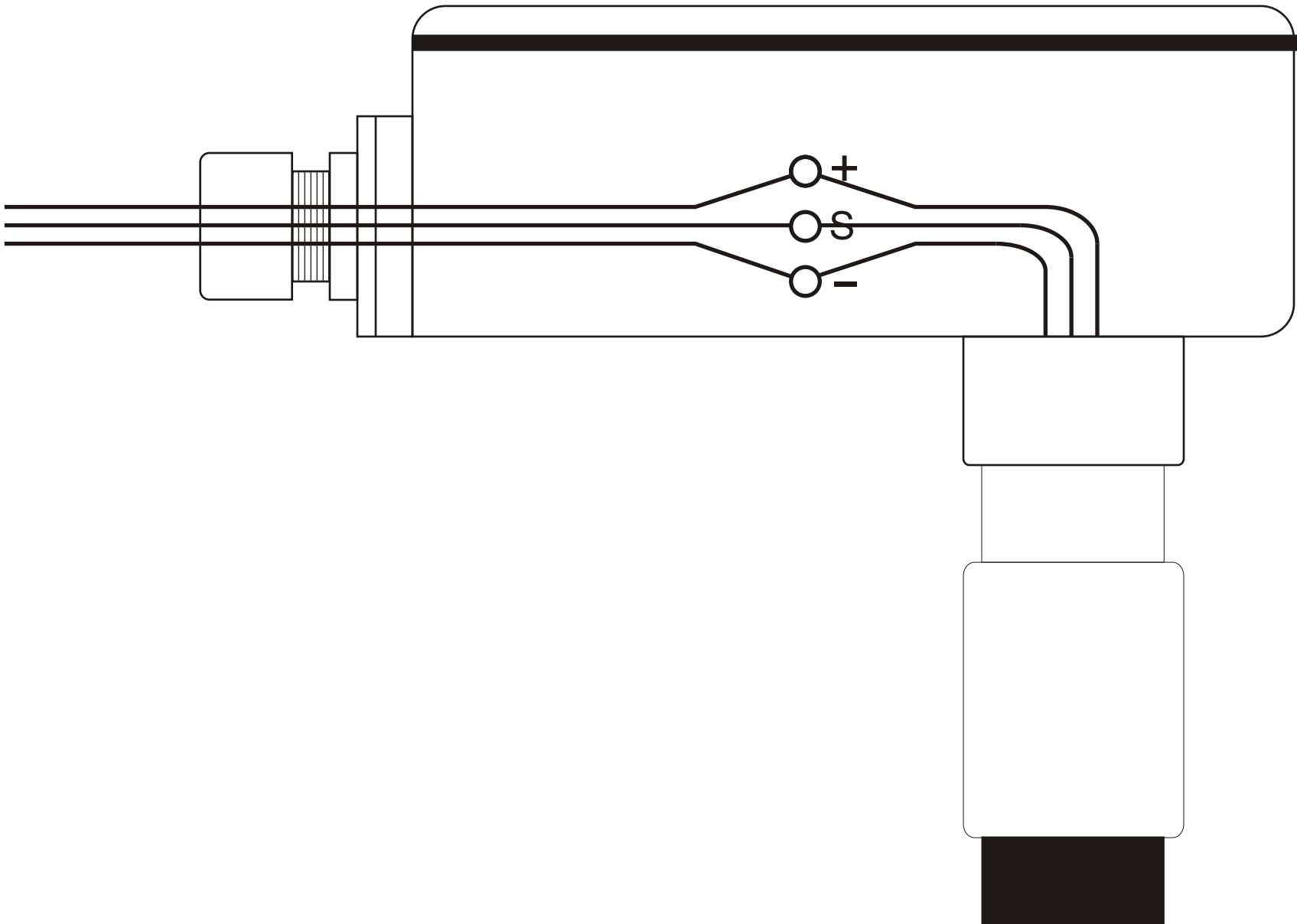
Note: wiring in the Plant area can be open (jacketed) cable. Provide
mechanical protection where required to increase reliability of the installation.


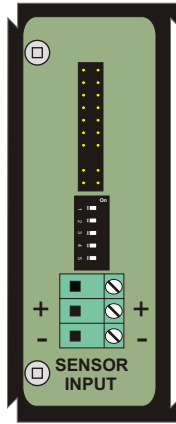


See Canadian Electrical Code Section 18 and Appendix F for Recommended
Installation Practice for Intrinsically Safe and Non-Incendive Equipment and wiring.
WARNING: Intrinsic Safety may be impaired by improper installation.

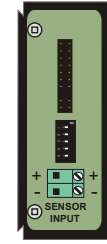


For further information contact Agritronics (780) 413-4286

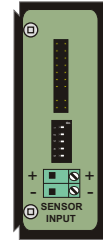




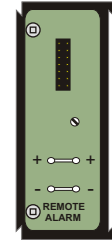
Bin Module



Shaft Module



Alarm Module



Power Module

